

Unit 2

## **Lesson 19 - God gave us a Nose to Smell**

### **Aims**

To discover what our noses do

To learn that God made them and how valuable they are

### **Materials**

- \* Pictures of the five senses
- \* Smell, by Maria Ruis
- \* A Story - The Smell of Soup
- \* Objects for children to smell; a flower, soap, lemon, coffee, pine leaf, banana, etc..
- \* A picture of a boy smelling with space to stick pictures
- \* Picture cards showing things we can smell
- \* Glue & scissors,

### **Lesson Outline**

1. Introduction
  2. Discussion
  3. Activities - identify smells, cut & paste pictures, memory game, act out a story
  4. Review aims of lesson
  5. Prayer
- .....

### **1) Introduction**

Remind the children about the five senses. Show large pictures of eye, ear, nose, mouth and hand and remind them about what senses we have done so far.

### **2) Discussion**

- \* Talk about the children's noses - the different parts, shape and size. You can breathe through your nose and smell with your nose. What is your favourite smell and the smells you don't like. What would it be like if we couldn't smell?
- \* Read "Smell," by Maria Ruis
- \* What smells do you remember from the story? - *flowers, cake, cows, perfume salty breezes, lavender, wood burning, fish, bread, damp earth, hot soup*

### **3) Activities**

- \* Give objects for the children to smell. Can they identify them? Which do they like? Which don't they like?
- \* Play the memory game
- \* Children cut out small pictures and stick them on picture of a boy smelling something
- \* Read and act out "The Smell of Soup"

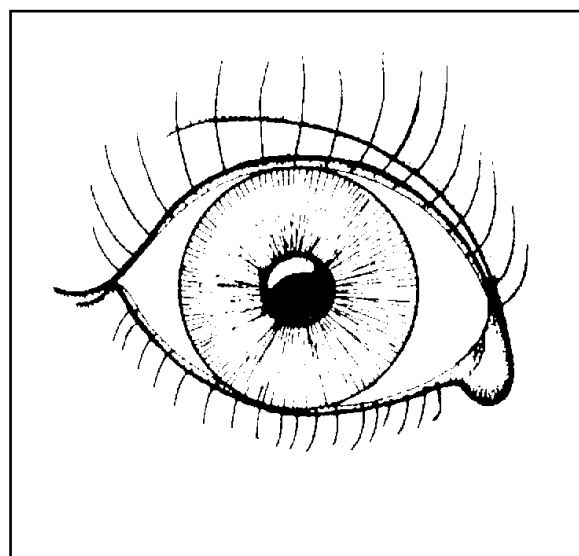
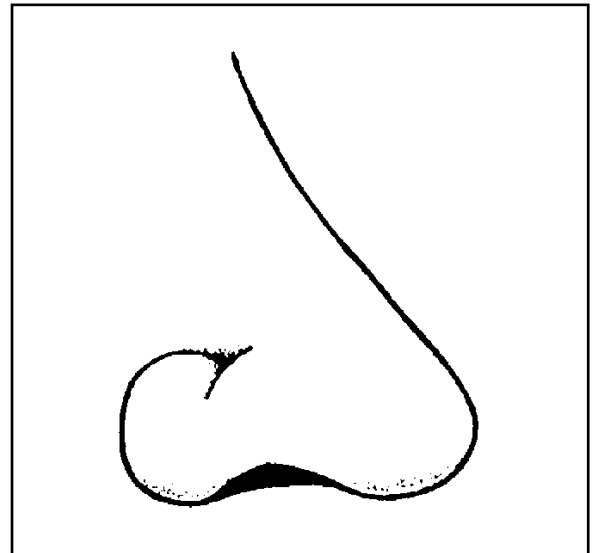

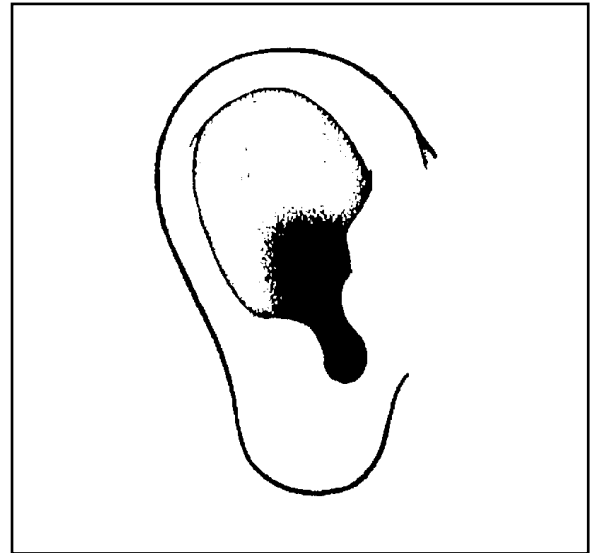
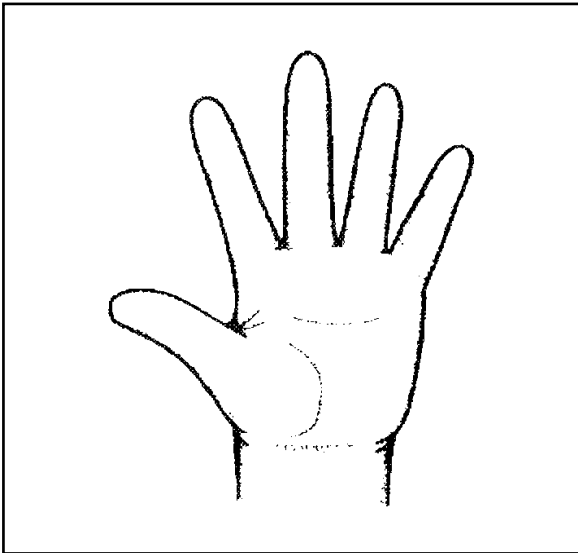
#### **4) Review the aims of the lesson**

To discover what our noses do

To learn that God made them and how valuable they are

#### **5) Prayer**

\* Say a prayer to thank God for giving us noses and the gift of smell



## **“Smell,” by Maria Rius**

Smell the flowers ...

... and the cake fresh from the oven!

Smell the cows in the barn.

Smell Mummy's perfume ...

... the salty breezes when you're way out to sea ...

... and the lavender in the meadow.

Smell the wood burning in the campfire.

Smell the fish that were just caught ...

... the bread that was just baked ...

... and the damp earth after rain.

How good it is to smell hot soup!

Everything that you smell, you smell with your NOSE.

# The Smell of Soup



One day, a poor man, who had only one piece of bread to eat, was walking past a restaurant. There was a large pot of soup on the table. The poor man held his bread over the soup, so the steam from the soup went into the bread, and gave it a good smell. Then he ate the bread.

The restaurant owner was very angry at this, and he asked the man for money, in exchange for the steam from the soup. The poor man had no money, so the restaurant owner took him to the local judge. The judge thought about the case for a little while.

Then he took some money from his pocket. He held the coins next to the restaurant owner's ear, and shook them, so that they made a jingling noise.

"What was that?" asked the restaurant owner.

"That was payment for you," answered the judge.

"What do you mean? That was just the sound of coins!" protested the restaurant owner.

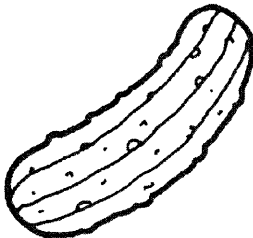



"The sound of the coins is payment for the smell of the soup," answered the judge. "Now go back to your restaurant."





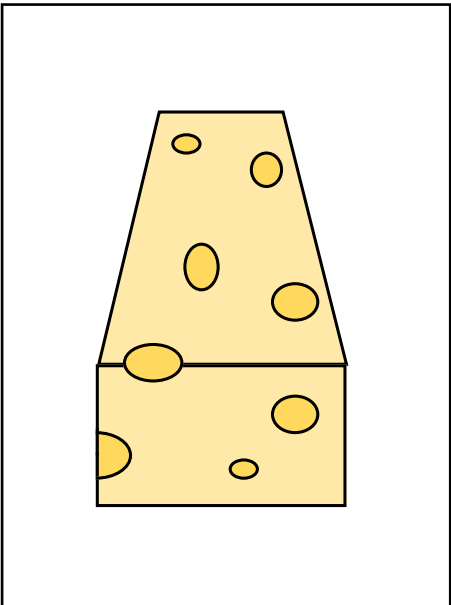
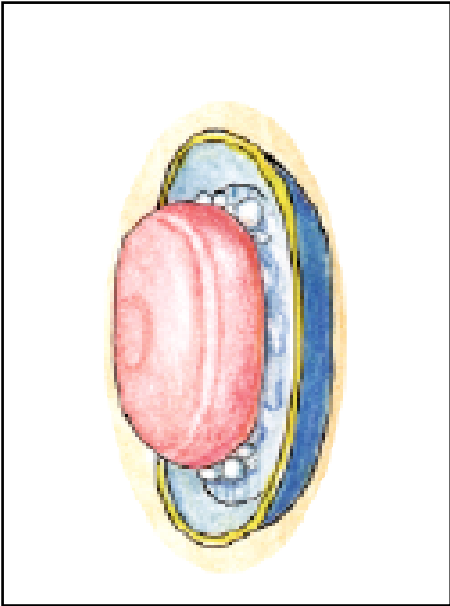

# God Gave us Noses



to cut out and stick on picture of boy



Picture cards





To colour

